

Facilities Condition Index (FCI)

Campus average index of building condition

What is “FCI”?

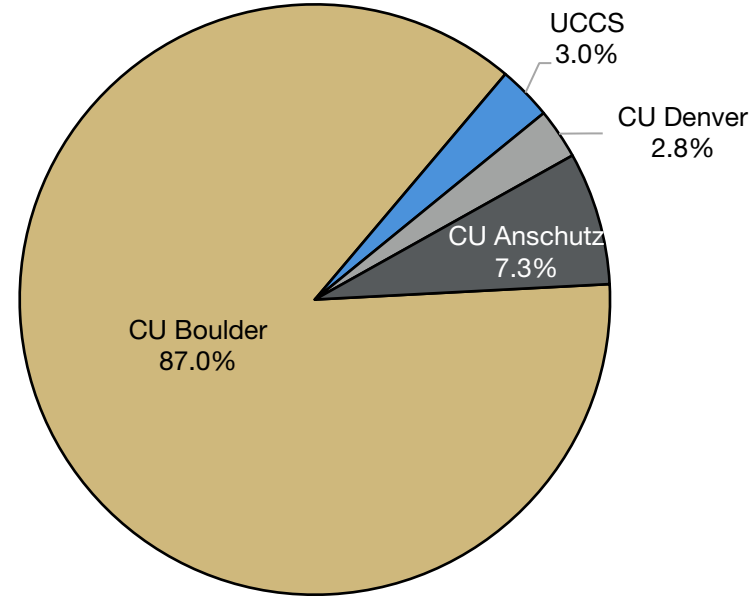
- The Facilities Condition Index (FCI) measures the cost of remedying a building’s deficiencies compared to the building’s current replacement value. The target FCI is 85.
- If a building FCI is below 85, the building deficiencies are broadly described as deferred maintenance, or any outstanding maintenance or repair needs that have been delayed, typically because of budget constraints.



Facilities Condition Index – Deferred Maintenance

Total Deferred Maintenance Backlog

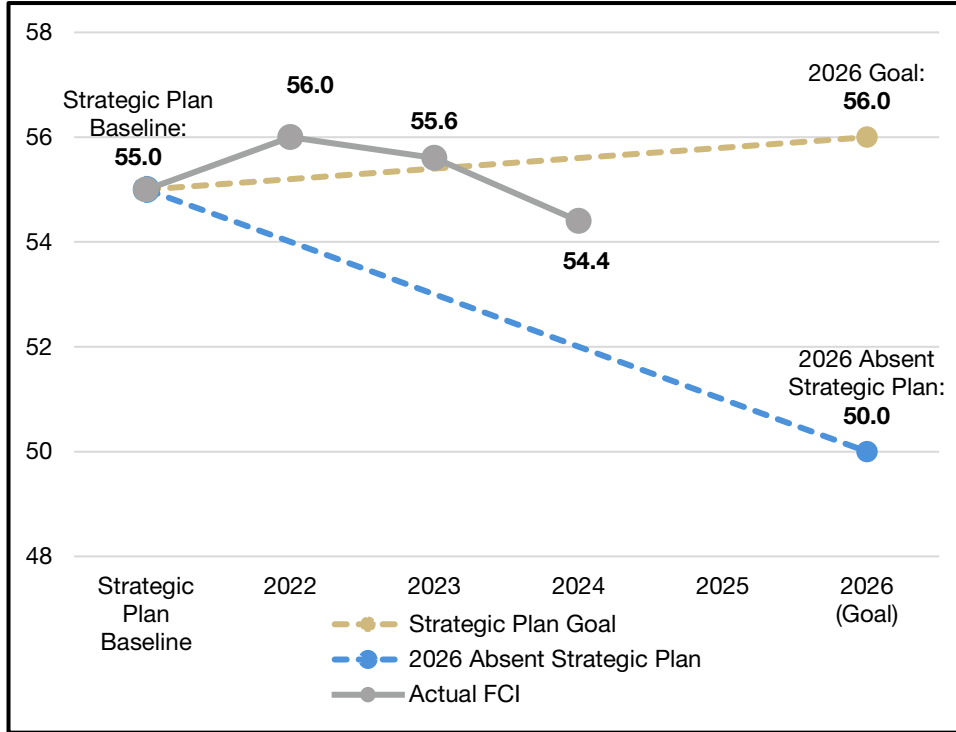
Campus	2022	2023	2024
Boulder	\$1.25 billion	\$1.30 billion	\$1.36 billion
General Fund	\$752.6 million	\$780.5 million	\$815.5 million
Non-General Fund	\$497.6 million	\$517.3 million	\$540.5 million
UCCS	\$41.4 million	\$52.2 million	\$46.0 million
General Fund	\$34.7 million	\$40.3 million	\$36.5 million
Non-General Fund	\$6.7 million	\$11.9 million	\$9.5 million
Denver	\$18.5 million	\$42.8 million	\$43.1 million
General Fund	\$17.8 million	\$39.9 million	\$40.2 million
Non-General Fund	\$638,550	\$2.9 million	\$2.9 million
Anschutz	\$60.9 million	\$107.5 million	\$113.6 million
General Fund	\$44.3 million	\$75.1 million	\$95.4 million
Non-General Fund	\$16.6 million	\$32.4 million	\$18.1 million
Total	\$1.39 billion	\$1.50 billion	\$1.56 billion
General Fund	\$864.3 million	\$935.9 million	\$987.6 million
Non-General Fund	\$523.4 million	\$564.5 million	\$571.0 million



Note: Campus deferred maintenance backlog numbers reflect the cost to achieve a campus average Facility Condition Index (FCI) score of 85%.



Facilities Condition Index Action Steps – CU Boulder



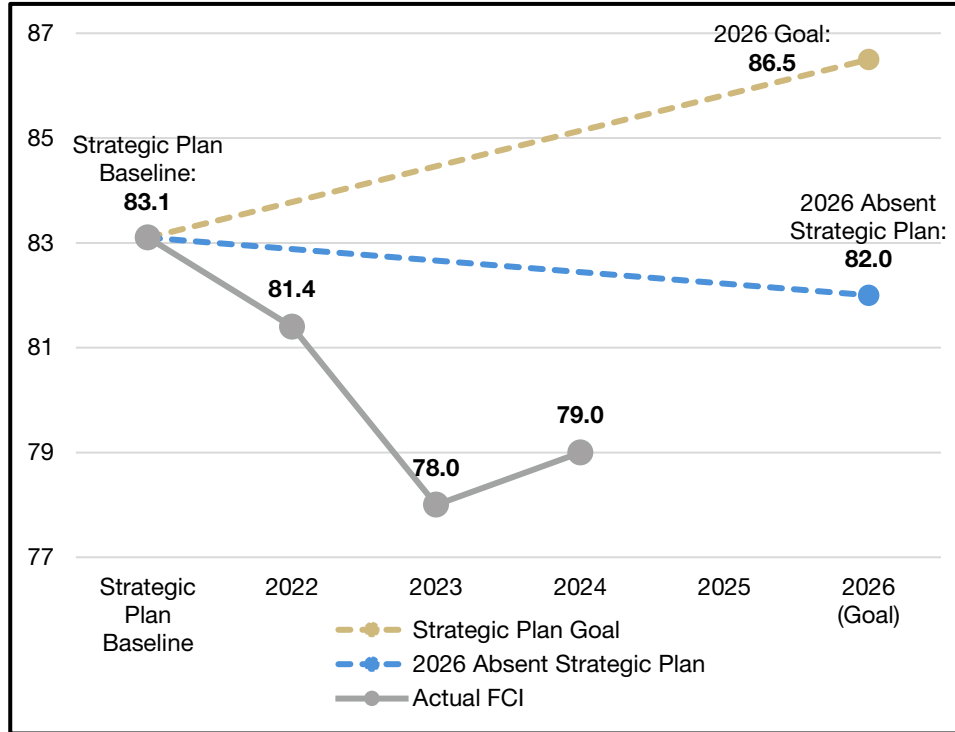
Current FCI for all reported campus buildings = 54.4%

- 97 buildings below 85% FCI (+2 from 2024)
- 13 buildings above 85% FCI (-2 from 2024)

*Notes: Campus FCI data does not reflect projects recently completed or in construction. Building condition re-assessments lag project completion by a year.
Inflation has increased cost of deferred maintenance backlog.*



Facilities Condition Index Action Steps – UCCS

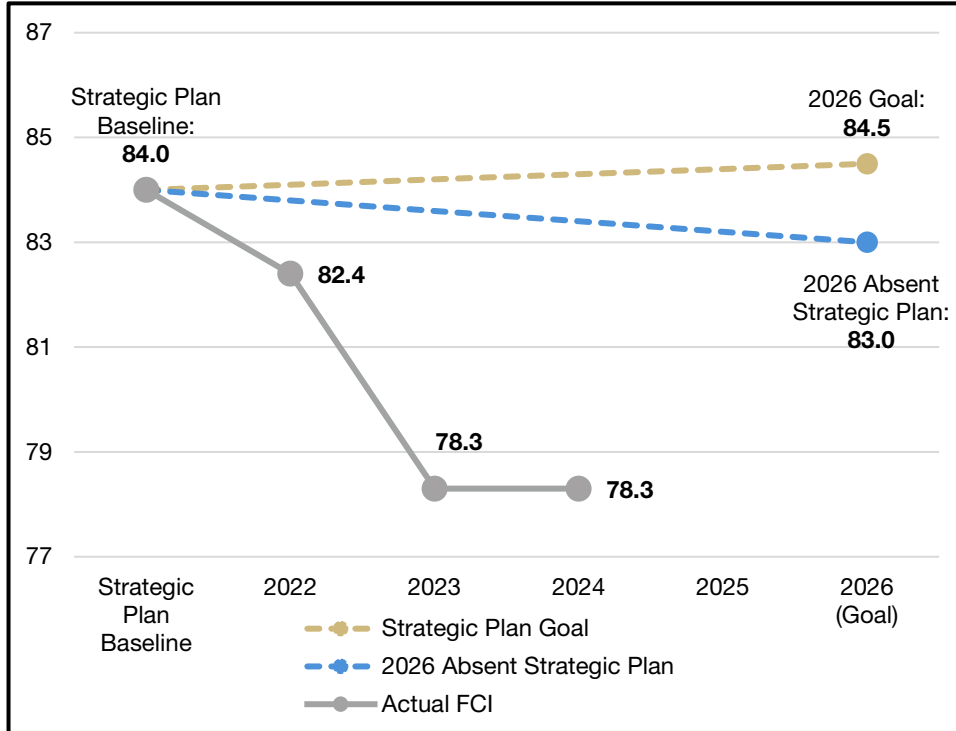


Current FCI reported for all campus buildings = 79.0%

- 46 buildings below 85% FCI (+6 from 2024)
- 27 buildings above 85% FCI (-7 from 2024)



Facilities Condition Index Action Steps – CU Denver

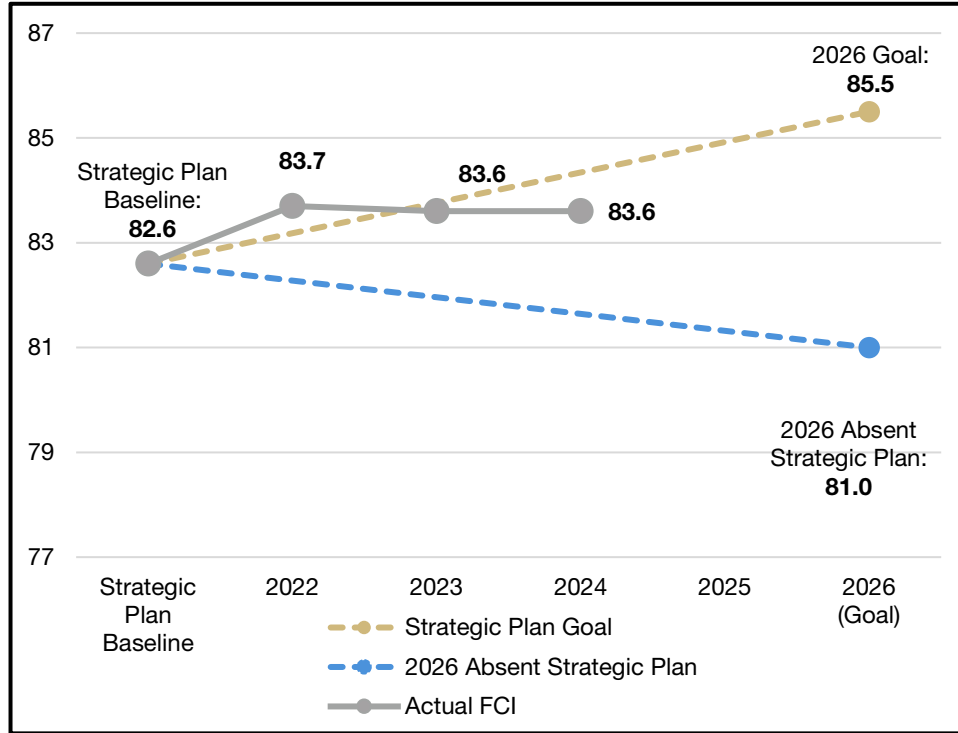


Current FCI reported for all campus buildings = 78.3%

- 2 buildings below 85% FCI (no change from 2024)
- 2 buildings above 85% FCI (no change from 2024)



Facilities Condition Index Action Steps – CU Anschutz



Current FCI reported for all campus buildings = 83.6%

- 17 buildings below 85% FCI (+7 from 2024)
- 8 buildings above 85% FCI (-7 from 2024)