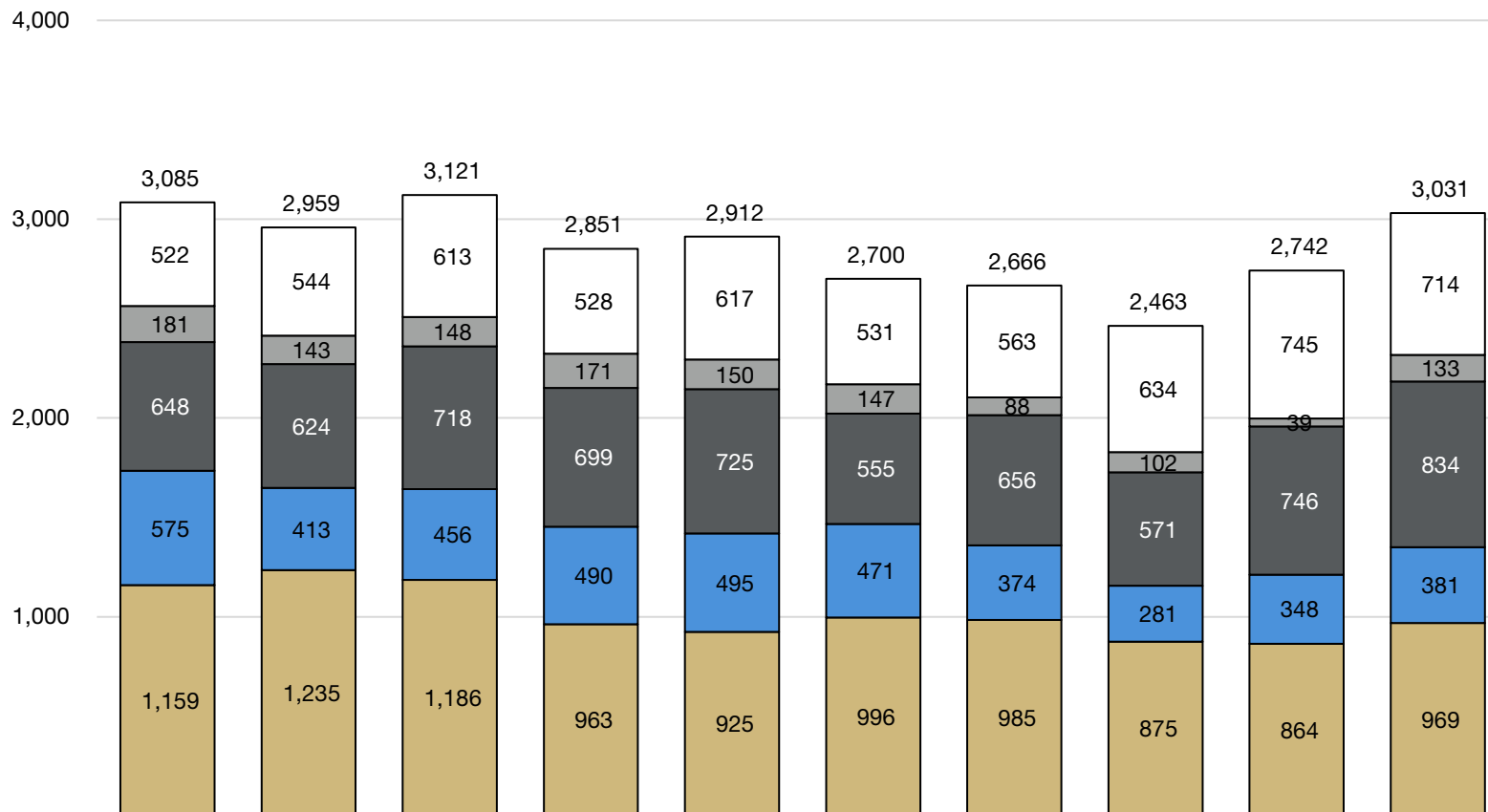


Pre-Collegiate Development Program



	FY 2016	FY 2017	FY 2018	FY 2019	FY 2020	FY 2021	FY 2022	FY 2023	FY 2024	FY 2025
Total Students	3,085	2,959	3,121	2,851	2,912	2,700	2,666	2,463	2,742	3,031
□ Rural Outreach	522	544	613	528	617	531	563	634	745	714
■ Anschutz	181	143	148	171	150	147	88	102	39	133
■ Denver	648	624	718	699	725	555	656	571	746	834
■ UCCS	575	413	456	490	495	471	374	281	348	381
■ Boulder	1,159	1,235	1,186	963	925	996	985	875	864	969

FY 2016 to FY 2025

CU serves nearly 700 middle school and 1,800 high school students per year through this program.

Race/Ethnicity

88% of students served by the PCDP are students of color:

- 72% Hispanic
- 5% More than One Race
- 5% Black or African American
- 5% Asian American or Pacific Islander
- <1% American Indian

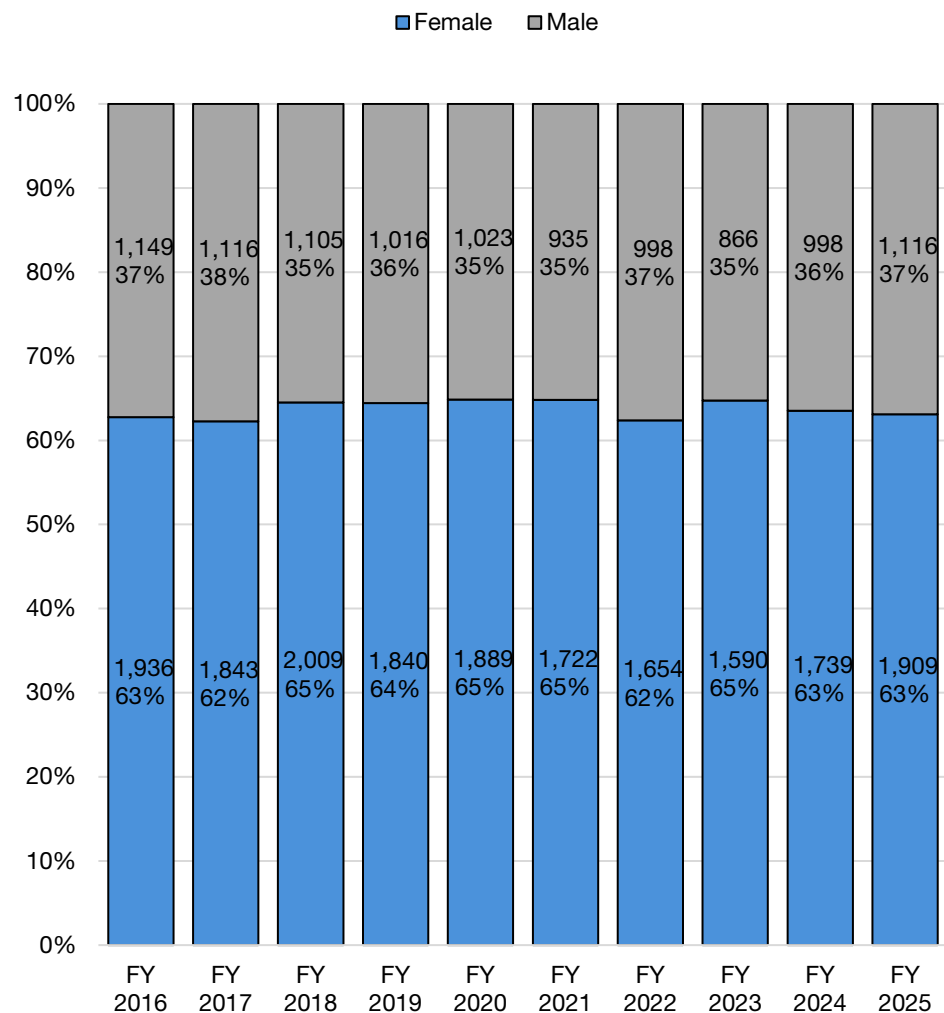
Sex

- 63% Female
- 37% Male

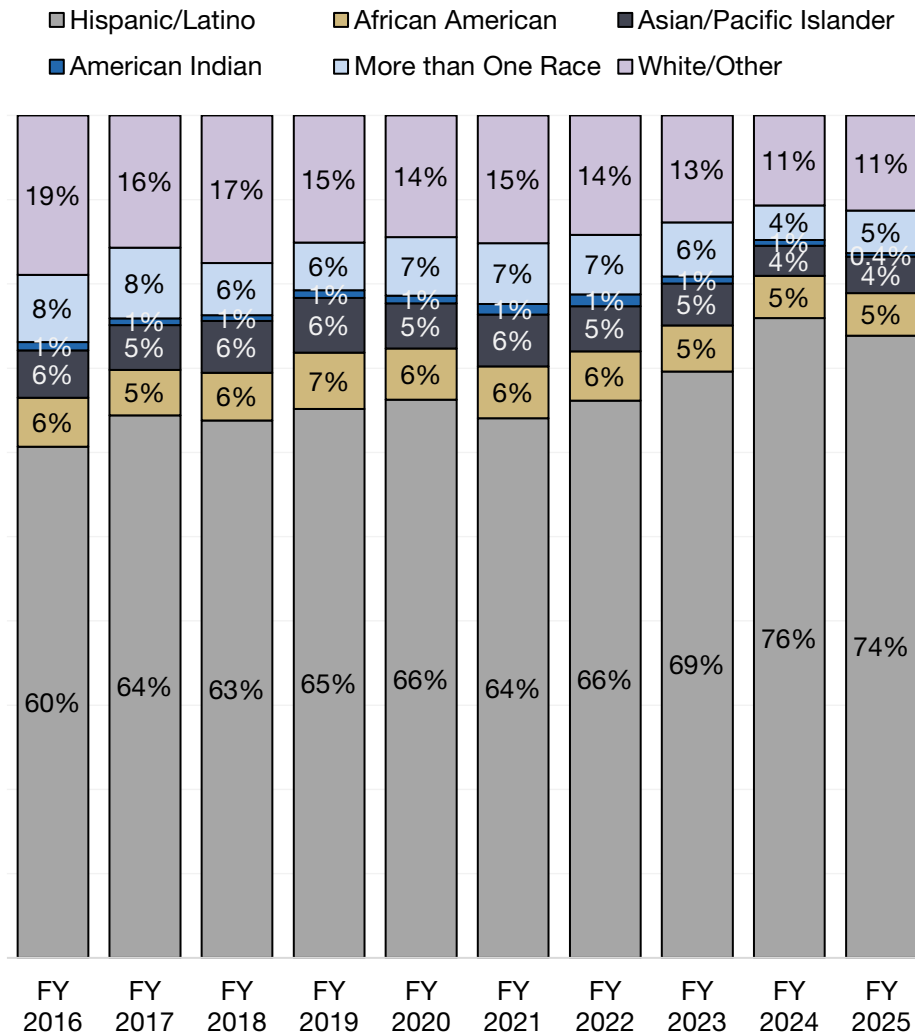


Pre-Collegiate Development Program

Enrollment by Sex (100% scale)



Enrollment by Race/Ethnicity (100% scale)



FY 2016 to FY 2025

CU serves nearly 700 middle school and 1,800 high school students per year through this program.

Race/Ethnicity

88% of students served by the PCDP are students of color:

- 74% Hispanic
- 5% More than One Race
- 5% Black or African American
- 4% Asian American or Pacific Islander
- <1% American Indian

Sex

- 63% Female
- 37% Male

